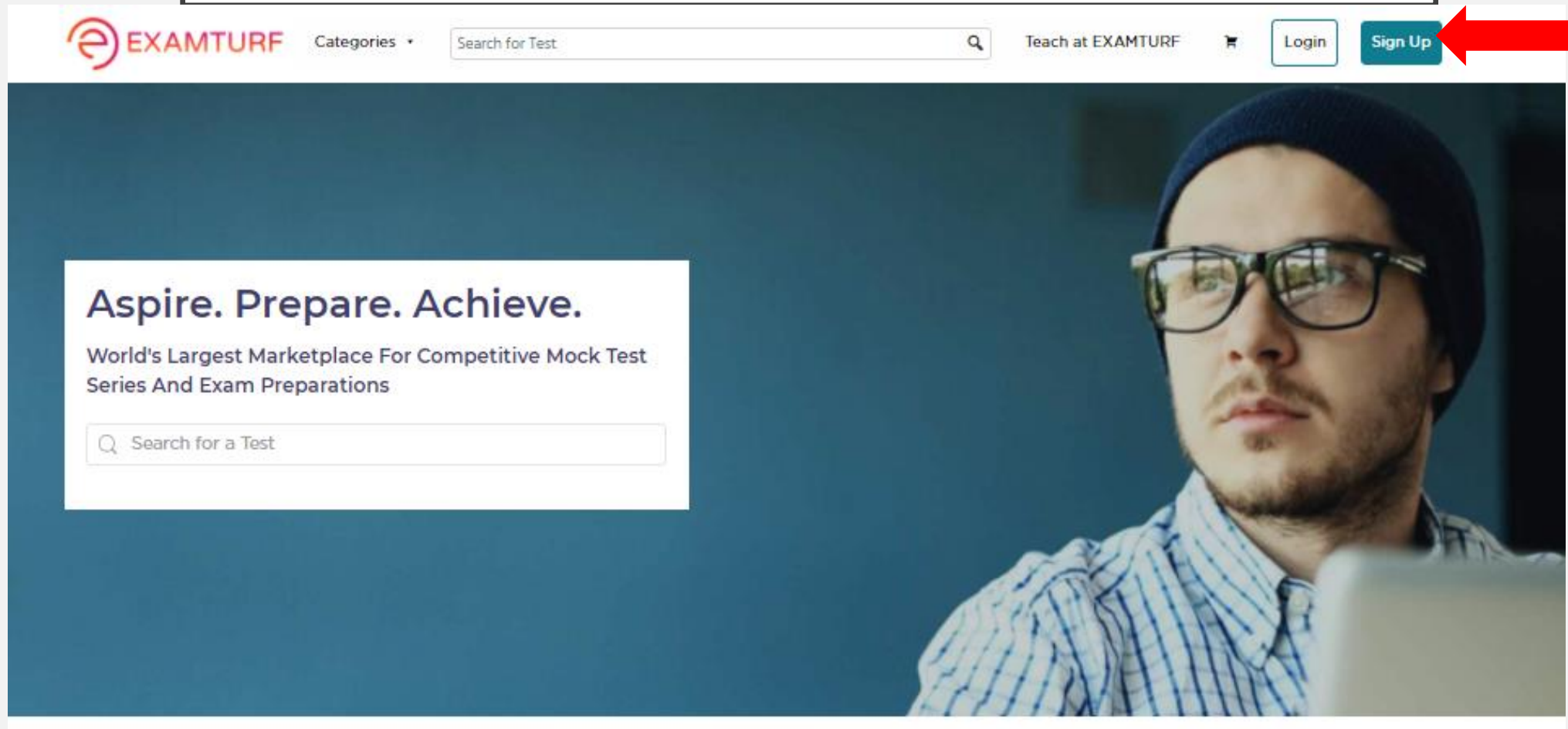




EXAMTURF

HOW TO REGISTER?



<https://www.examturf.com/> click → Sign up

Create New Account

Register yourself to manage your account.

Name

 PQR

Email

 pqr@gmail.com

Password



Register

Fill in the details and click to **Register**

< Back to dashboard Save

Profile Settings ←

Payment Settings

Account Details

Full Name

Your Email Address

Headline

Biography *
Your instructor biography should showcase your practical experience and expertise. It should have at least 50 characters, links and coupon codes are not permitted.

Social

Your Facebook Username

Your LinkedIn Resource ID

Your Twitter Username

Your Instagram Username

Profile Picture *

< Back to dashboard Save

Profile Settings

Payment Settings

Account Details

Full Name

Your Email Address

Headline

Biography *
Hi, this is PQR working as an Accountant for many reputed multinational organizations in Canada. I have been preparing accounts and tax returns, administering payrolls and controlling income and expenditure, and also auditing their financial information successfully for many years now. My expertise is also in analyzing their accounts and providing tax planning services, also to forecast financial and risk analysis.

Social

Your Facebook Username

Your LinkedIn Resource ID

Your Twitter Username

Your Instagram Username

Profile Picture *

Fill in the details i.e., **Profile Settings** e.g.-as shown on the right-hand side



< Back to dashboard Save

Profile Settings

Payment Settings

Payout Method *

Select your payout method:

- Google Pay
- Amazon Pay
- paytm
- Paypal

< Back to dashboard Save

Profile Settings

Payment Settings

Payout Method *

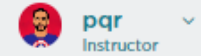
Select your payout method:

- Google Pay
- Amazon Pay
- paytm
- Paypal

Fill in your proper UPI-ID for transferring your payments in **Payment Settings** and then click to **save**



Test Series




+ Create New Test



Click Create New Test

© 2020 ExamTurf. All Rights Reserved.



Create A New Test Series

Test Name

Excel-Basic to Advance

Create Test



Add your Test name-e.g.,
Excel -Basic to Advance &
Click to **Create Test**

[Back to tests](#) Save Changes Submit for review

- Basic**
- Curriculum
- Target your Students
- Pricing & Promotion

Test Details

Test Title *
Excel-Basic to Advance

Test Subtitle *
NA

Test Description *
NA

Upload Test Image: [Size < 500kb] Recommended Width Of Image: 600px

Upload Image
no image

Basic Info:

Test Level *
Easy

Test Category *
color?

Keywords
NA


Test Details

Test Title *
Excel-Basic to Advance

Test Subtitle *
Excel Test Series

Test Description *
This Basic Excel test series will evaluate the candidate's ability to read and interpret Excel spreadsheets, perform basic calculations, and manipulate tables. It includes questions on basic functions, formulas, charts, spreadsheets, etc. This test series includes questions on Format Charts, Chart Design, Leader Lines, Flash Fill, Richer Data Labels, New Functions, Forecast and trend Excel tool, Slicers, MATCH Functions, Macros, Index, Conditional List, Arrays, Pivots, Lookups, etc.

Upload Test Image: [Size < 500kb] Recommended Width Of Image: 600px

Upload Image


Basic Info:

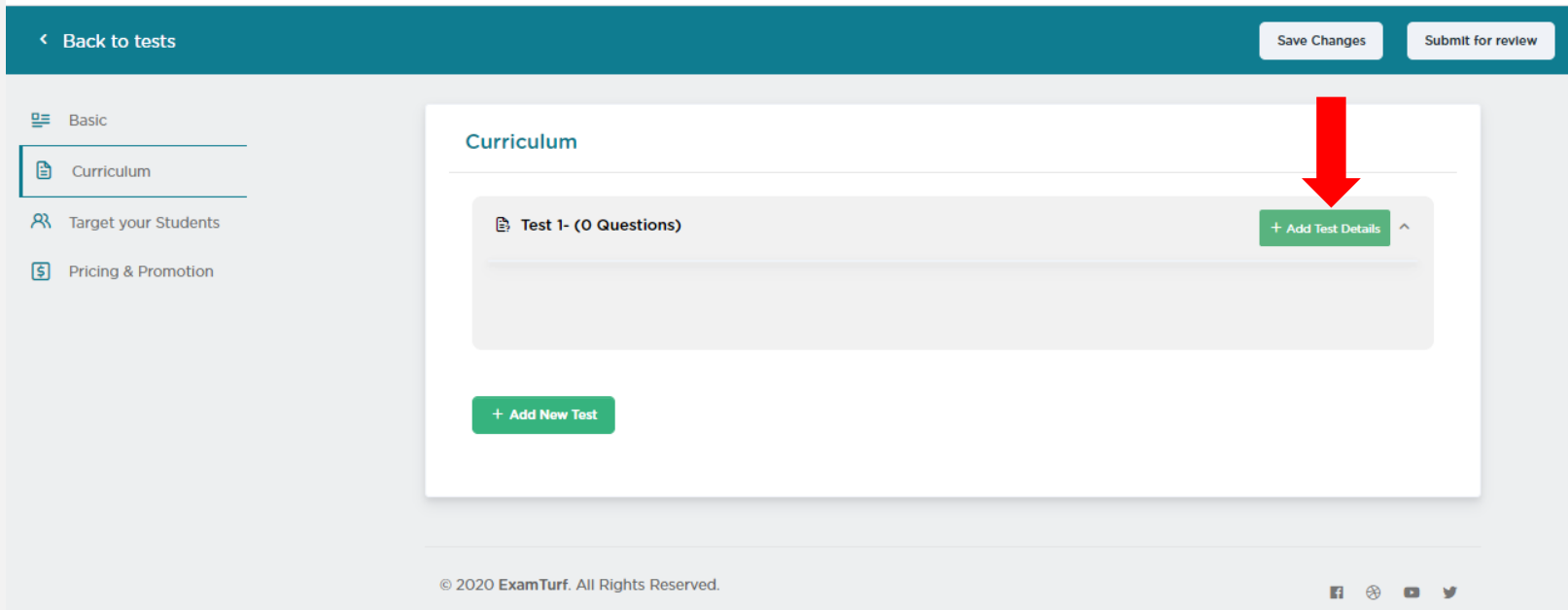
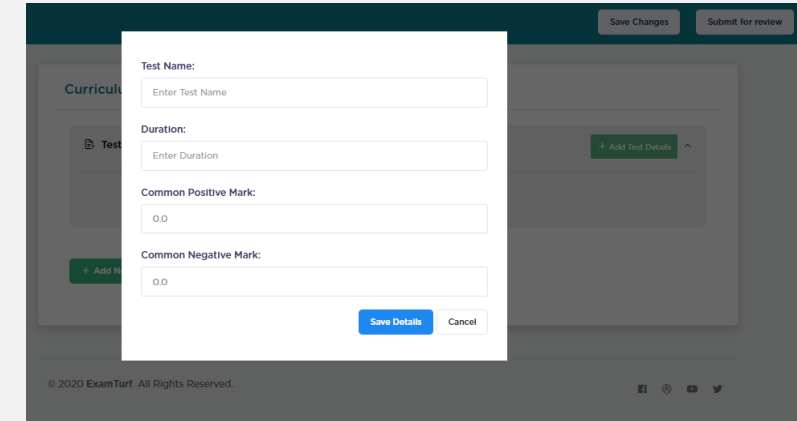
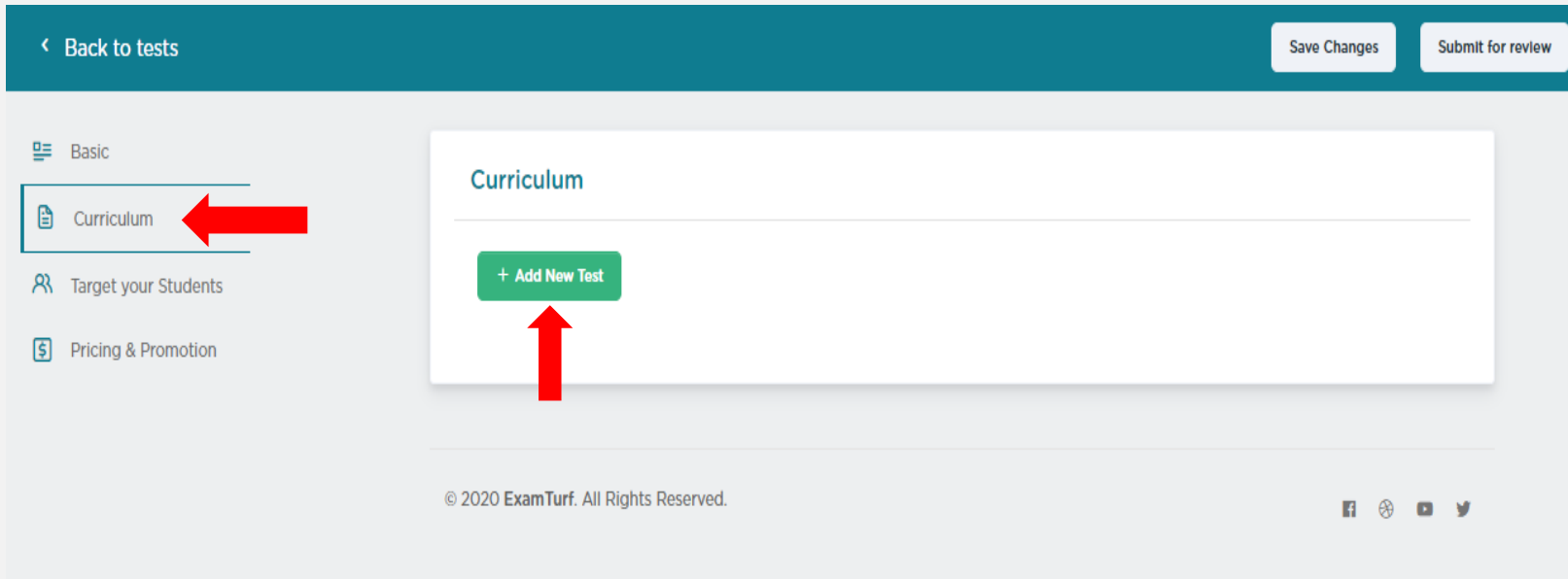
Test Level *
Hard

Test Category *
Office Productivity

Test Subcategory
Microsoft

Keywords
Excel Test Series, Excel Mock Test, Excel Practice Test, Excel MCQ

Fill in the **Basic Details** e.g., as shown on right-hand side and click to **save changes**



1. Click To Curriculum
2. Click Add New Test
3. Click Add Test Details e.g., Test Name Duration etc. as shown above and save details

< Back to tests Save Changes Submit for review

Basic

Curriculum

Target your Students

Pricing & Promotion

Curriculum

Test 1-Test series 1 (0 Questions) + Add Question + Bulk Upload

Test Name	Duration	Common Positive Mark	Common Negative Mark
Test Series 1	30 mins	1	0.0%

+ Add New Test

1. Click **Bulk Upload** if the excel contains no images

2. Click **Add Question** if the excel contains images add one by one

Question Details

Download Sample CSV

Select CSV UTF-8 File *

Choose File No file chosen

Upload CSV

Cancel

If you select **Bulk Upload** (Convert the excel File into CSV UTF-8 file)

Click **Choose File** & then **Upload** it.

19 Q. What is the extension of saved file in MS Excel?

Options

Option 1 :(A) .xls #Correct Answer

Option 2 :(B) .xks

Option 3 :(C) .xos

Option 4 :(D) .xbs

Correct Option - 1

Solution

.xls

20 Q. Which command is used to close the window of Excel?

Options

Option 1 :(A) Alt+ F4 #Correct Answer

Option 2 :(B) Ctrl + W

Option 3 :(C) Ctrl +R

Option 4 :(D) Ctrl+ C

Correct Option - 1

Solution

Alt+ F4



Save Correct Questions

Once the File is uploaded Click to **Save Correct Questions** and the questions will appear as shown on right-hand side



Curriculum

Test 1- Test series 1 (20 Questions)

+ Add Question

+ Bulk Upload



Test Name	Duration	Common Positive Mark	Common Negative Mark	
Test Series 1	30 mins	1	0%	

- 1: What do you call the chart that shows the proportions of how one or more data elements relate to another data element?
- 2: The spelling dialog box can be involved by choosing spelling from _____ menu.
- 3: Which key do you press to check spelling?
- 4: Excel displays the current cell address in the _____.
- 5: What is the correct way to refer the cell A10 on sheet3 from sheet1?
- 6: Which language is used to create macros in Excel?
- 7: Which of the following is not a term of MS-Excel?

< Back to tests

Save Changes

Submit for review

Basic

Curriculum

Target your Students

Pricing & Promotion

Saved successfully.

Target Your Students

The descriptions you write here will help students decide if your course is the one for them.

What Will Students Learn In Your Test? *

+ Add an answer

Are There Any Test Requirements Or Prerequisites? *

+ Add an answer

Who Are Your Target Students? *

+ Add an answer

Save Changes

Submit for review

Target Your Students

The descriptions you write here will help students decide if your course is the one for them.

What Will Students Learn In Your Test? *

+ Add an answer

You will learn to solve the complex problems in Excel

You will learn new techniques and formulas

Are There Any Test Requirements Or Prerequisites? *

+ Add an answer

Basic Microsoft Excel knowledge

Basic understanding of cells, worksheets, workbooks, etc.

Who Are Your Target Students? *

+ Add an answer

The candidates who are interested in learning the Advanced Excel can check this test series

Click to **Target your Students** and fill in details as shown on right-hand side and click to **save changes**

Note:- Click **Add an answer** if want to add new point

- Basic
- Curriculum
- Target your Students
- Pricing & Promotion**

Saved successfully.

Pricing

Please select the price for your test series below and click 'Save'. The list price that students will see in other currencies is calculated using the price tier matrix, based on the tier that it corresponds to.

If you're intending to offer your test series for free, please create promocode.

INR USD

Price

- 3499
- 4999
- 6999
- 8999**
- 10499
- 12999
- 14999

[+ Create new coupon](#)

Active Coupons:



Saved successfully.

Pricing

Please select the price for your test series below and click 'Save'. The list price that students will see in other currencies is calculated using the price tier matrix, based on the tier that it corresponds to.

If you're intending to offer your test series for free, please create promocode.

INR USD

Promotions

- 49
- 79
- 99
- 119**
- 149
- 179
- 199

[+ Create new coupon](#)

Active Coupons:



Click Pricing & Promotion

Add the prices according to INR & USD

And click save changes

Save Changes

Submit for review

Saved successfully.

Pricing

Please select the price for your test series below and click 'Save'. The list price that students will see in other currencies is calculated using the price tier matrix, based on the tier that it corresponds to.

If you're intending to offer your test series for free, please create promocode.

INR USD

Promotions

+ Create new coupon

Active Coupons:

If want to give discounts can click to **Create new Coupon** e.g., on right-hand side

Save Changes

Submit for review

Create A New Coupon

Discount

10%

Expiry Date

05/31/2021

May 2021

Su	Mo	Tu	We	Th	Fr	Sa
25	26	27	28	29	30	1
2	3	4	5	6	7	8
9	10	11	12	13	14	15
16	17	18	19	20	21	22
23	24	25	26	27	28	29
30	31	1	2	3	4	5

Today

Basic

Curriculum

Target your Students

Pricing & Promotion

Pricing

Please select the price for your test series below and click 'Save'. The list price that students will see in other currencies is calculated using the price tier matrix, based on the tier that it corresponds to.

If you're intending to offer your test series for free, please create promocode.

INR USD

Promotions

+ Create new coupon

Promo Code created successfully!!

Active Coupons:

CODE	DISCOUNT	AFTER DISCOUNT PRICE[INR]	AFTER DISCOUNT PRICE[USD]	EXPIRY DATE	ACTION
MDJO4SS	10%	₹3149.1	\$44.1	2021-05-31	<button>Remove promocode</button>



Once the Code is Created **Click Submit to review** so that your test goes for approval.

Thank You